

PuraLev® Pump Console for Life Science Applications



LCO-i100

For PuraLev® i30SU/MU & PuraLev® i100SU/MU
& PuraLev® i600SU

Advanced Ultrapure Fluid Handling!

INTRODUCTION

The PuraLev® Console integrates Levitronix® MagLev pumps with LEVIFLOW® ultrasonic flow sensors and adds a sophisticated user interface with enhanced connectivity features. The system allows various operating modes including stand-alone pumping with flow monitoring or flow control, pressure monitoring with up to 3 pressure sensors or pressure control and temperature monitoring.

The brain of the PuraLev® Console is an embedded PC with a 7" multi-touch screen and it comes with software for flow or pressure control (or control with custom signal), system configuration and monitoring of various sensors. The console can operate the pump drivers of the PuraLev® i30, PuraLev® i100 or PuraLev® i600 pump system. Various integrated sensor signal converter circuits allow connection of LEVIFLOW® single-use and clamp-on flow sensors, and single-use pressure and temperature sensors from suppliers such as PendoTECH. The console can be placed horizontally on a table or mounted vertically on a wall. The display is rotatable by software.

SYSTEM BENEFITS

- Precise flow monitoring or control.
- Integrated signal converters for pressure & temperature monitoring.
- Precise pressure limitation to avoid potential tube ruptures.
- Plug and play stand-alone functionality.
- Intuitive user interface with 7" color multi-touchscreen.
- Data collection capabilities.
- Easily configurable and customizable by software.
- Custom recipe control for process automation.
- Configurable user rights.

APPLICATIONS

- Fluid transfer and recirculation in upstream and downstream bioprocessing.
- Single-use and multi-use components available.
- Ideal for RG2+ agents and toxic products due to inherent maximum pressure limitation.
- Depth filtration, microfiltration, ultrafiltration, diafiltration, sterile filtration.
- Mixing, blending, dilution and filling.
- Filter integrity testing.

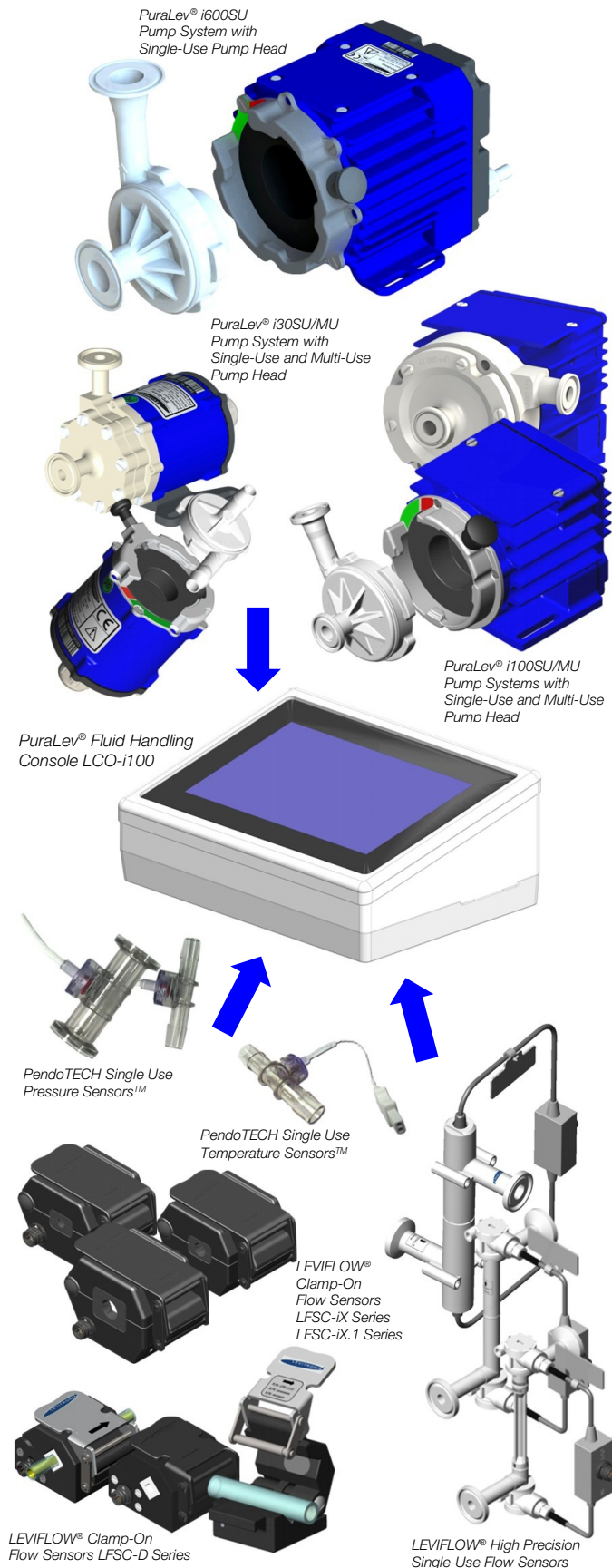


Figure 1: Component connectivity of PuraLev® fluid handling console

STAND-ALONE PUMP SYSTEM CONFIGURATION

With the standard stand-alone pump system configuration, as illustrated in *Figure 8* (for PuraLev® i30 and i100 pump system) and *Figure 9* (for PuraLev® i600 pump system), the speed of the pump can be set manually and the flow can be monitored with a LEVIFLOW® flow sensor. The mode of operation can be easily switched to a flow control setup, where the flow is set manually on the 7" multi-touchscreen and is controlled by the integrated PC.

The USB interface on the rear side facilitates software updates or data collection for debugging with a USB stick.

The console comes with an intuitive software, which, in combination with the touch screen, simplifies the usage, configuration and monitoring of the system.



Figure 2: Start-up menu of touch screen

ADVANCED FLUID HANDLING CONFIGURATION

Figure 10 illustrates the extended monitoring capabilities of the PuraLev® console for advanced fluid handling applications such as depth filtration, microfiltration, ultrafiltration, diafiltration, tangential flow filtration (TFF), sterile filtration or pressure control for filling stations.

The PuraLev® console includes two flow sensor connections and gauge amplifiers for connection of up to three single-use pressure sensors and an additional circuit for the connection of a temperature sensor. Furthermore, there is a generic analog input for connection of further external signals.

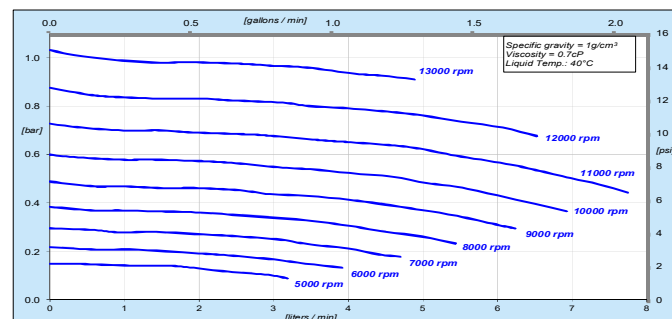


Figure 3: Pressure/flow curves with PuraLev® i30SU (DCP-30.1/2 pump heads)

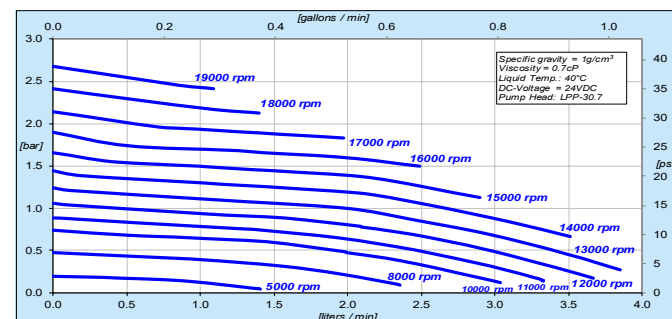


Figure 4: Pressure/flow curves with PuraLev® i30MU (LPP-30.7 pump head)

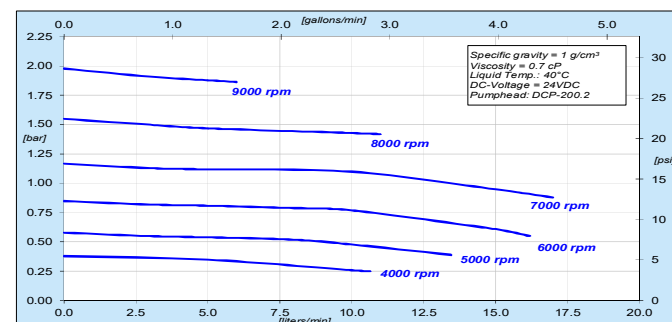


Figure 5: Pressure/flow curves with PuraLev® i100SU (DCP-200.2/3 pump heads)

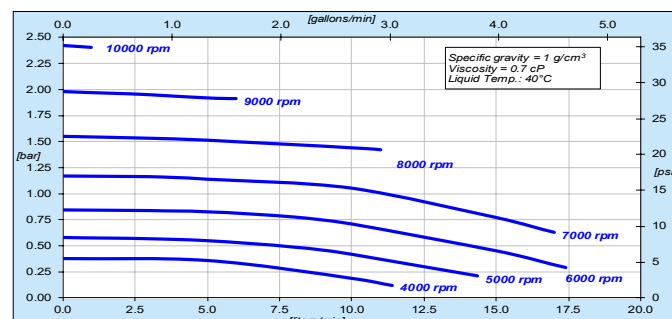


Figure 6: Pressure/flow curves with PuraLev® i100MU (LPP-200.16/17 pump heads)

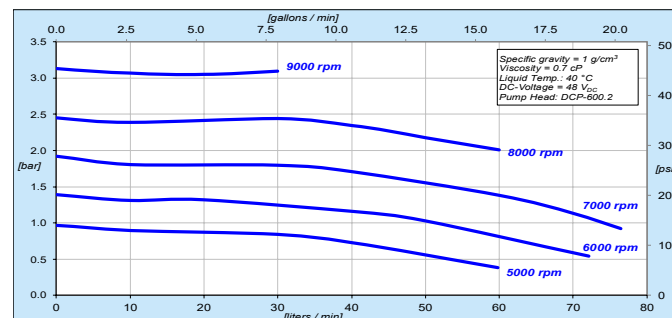


Figure 7: Pressure/flow curves with PuraLev® i600SU (DCP-600.2 pump head)

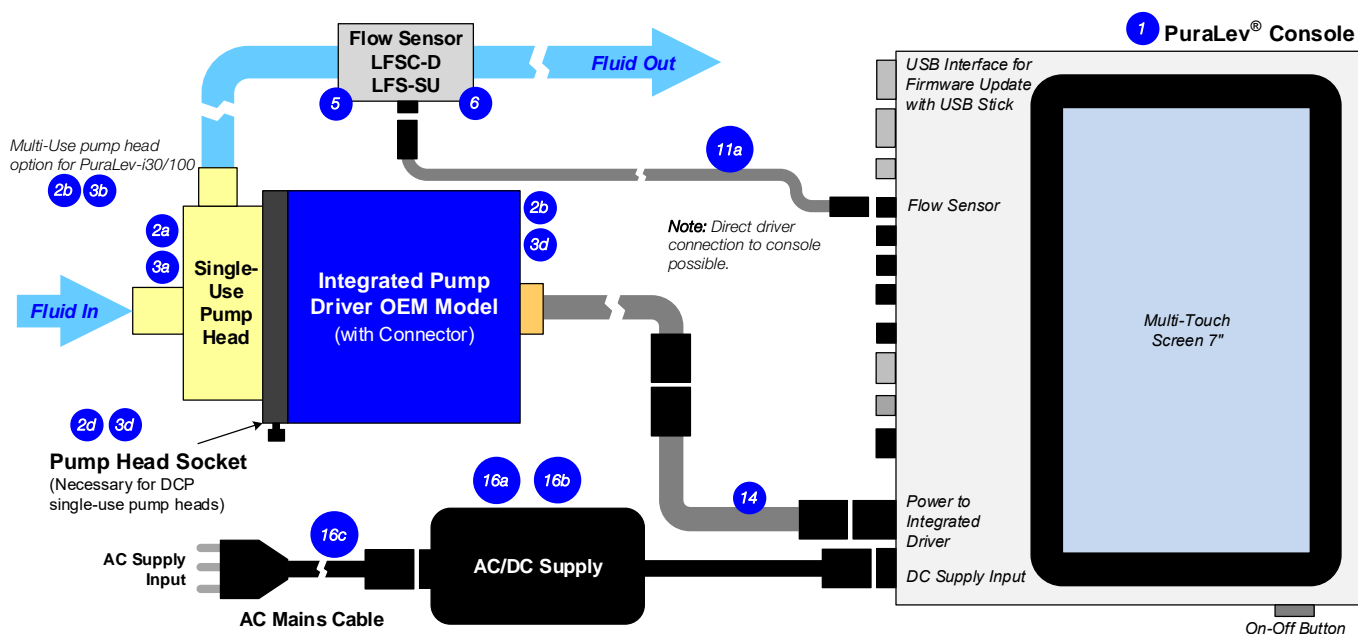


Figure 8: Stand-alone pump system configuration of LCO-i100 console and PuraLev® i30/100 pump systems with flow control or flow monitoring

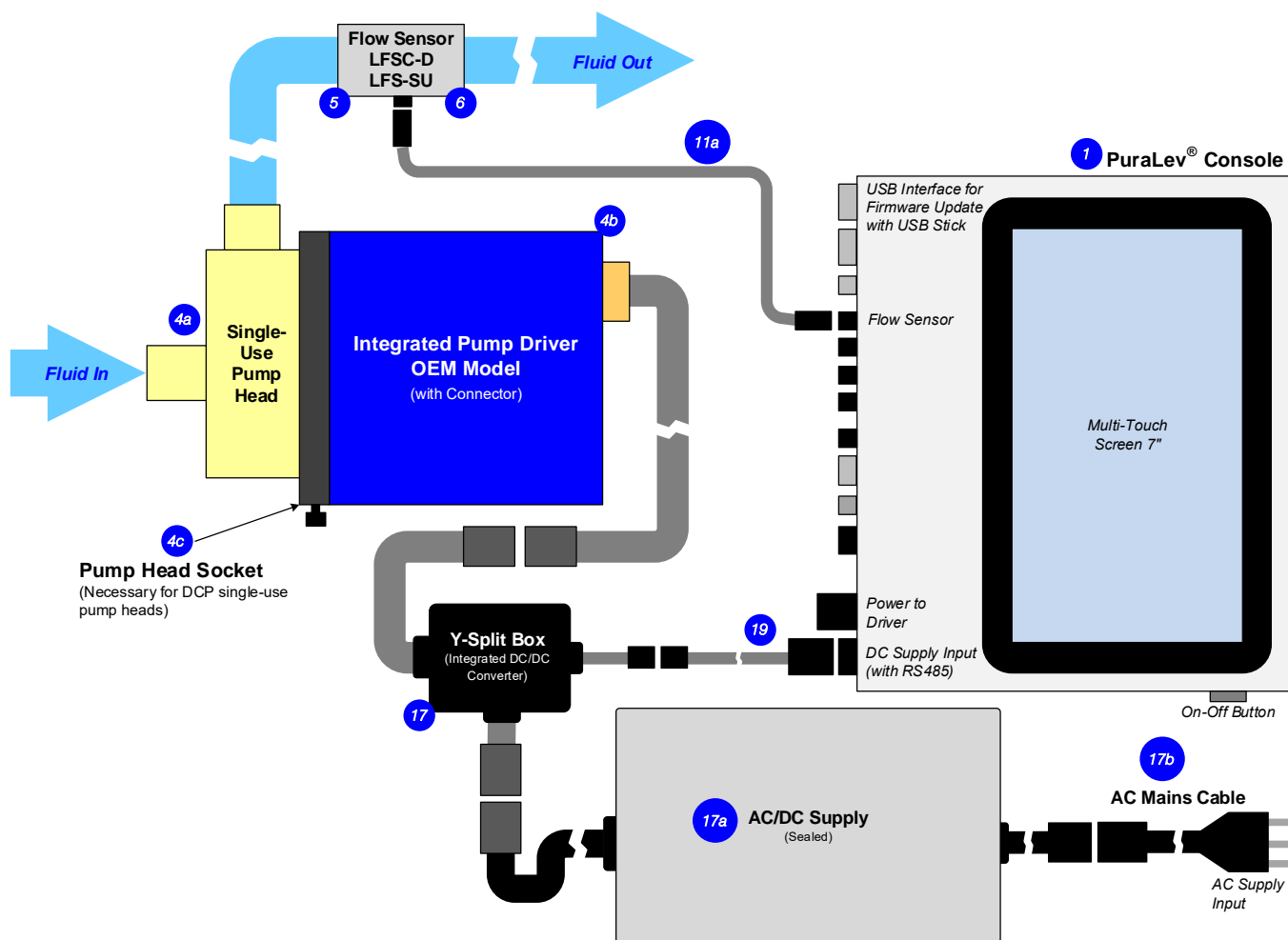


Figure 9: Stand-alone pump system configuration of LCO-i100 console and PuraLev® i600 pump system with flow control or flow monitoring

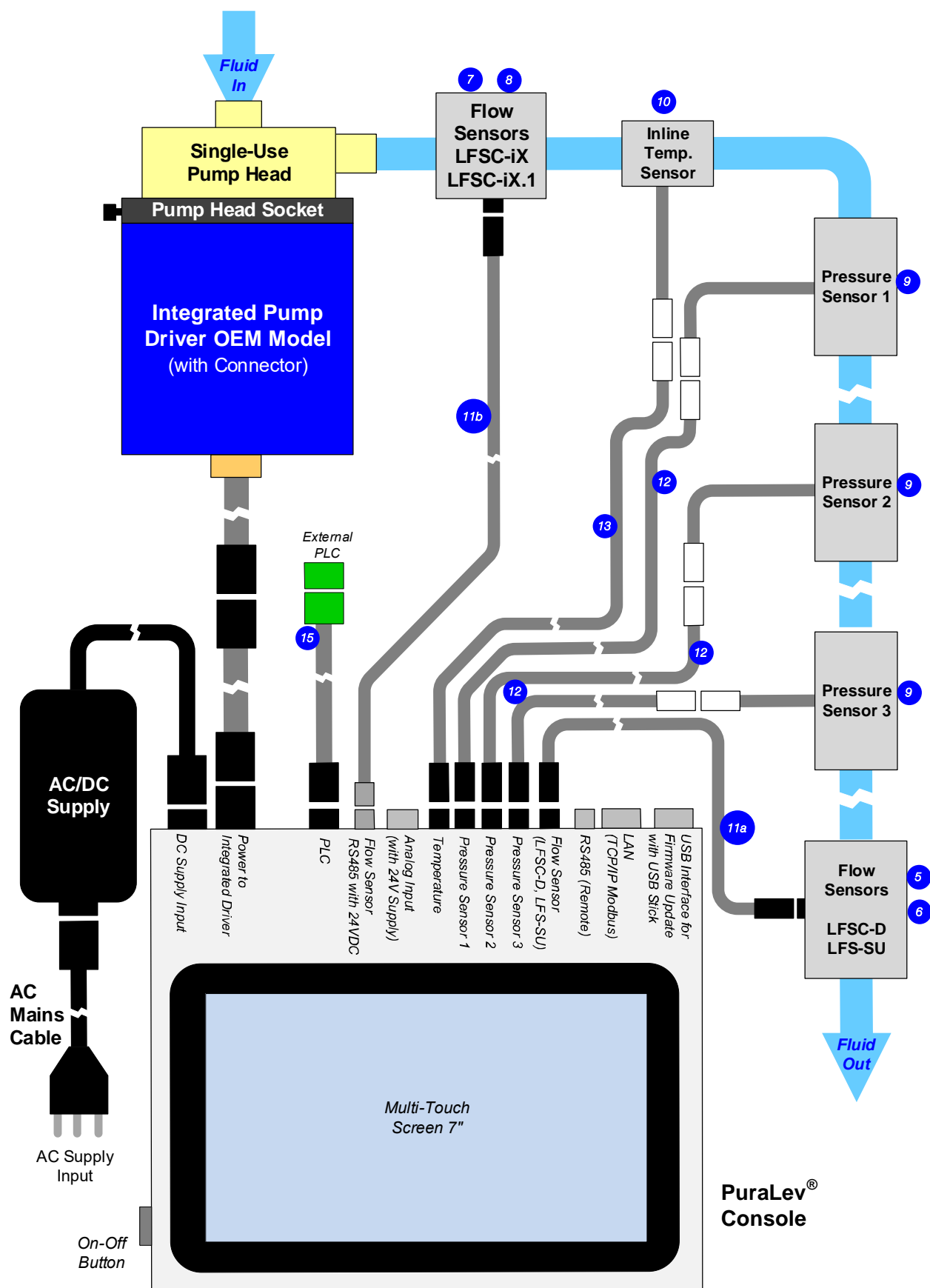


Figure 10: Extended monitoring configuration of console LCO-i100 for advanced fluid handling in bioprocessing applications
 Note 1: For PuraLev® i600 pump system the power supply and console connection concept shown in Figure 9 has to be used.

DIMENSIONS AND INTERFACES

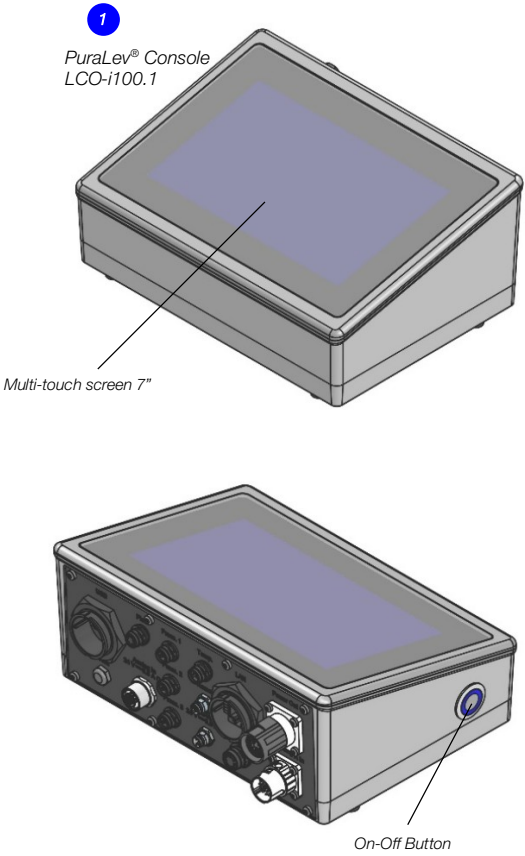
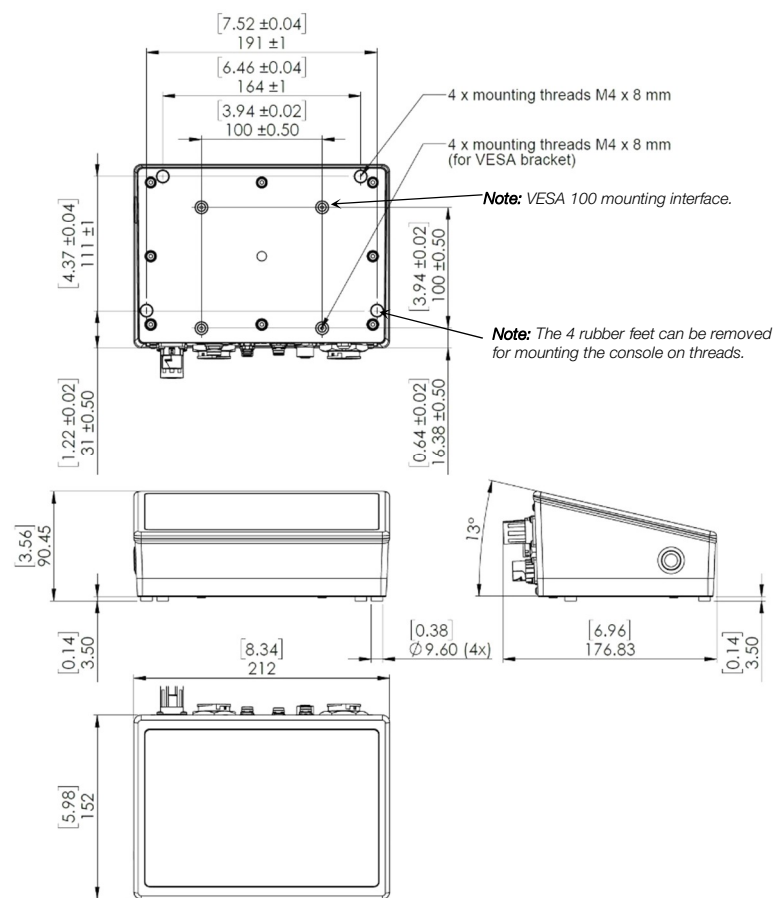
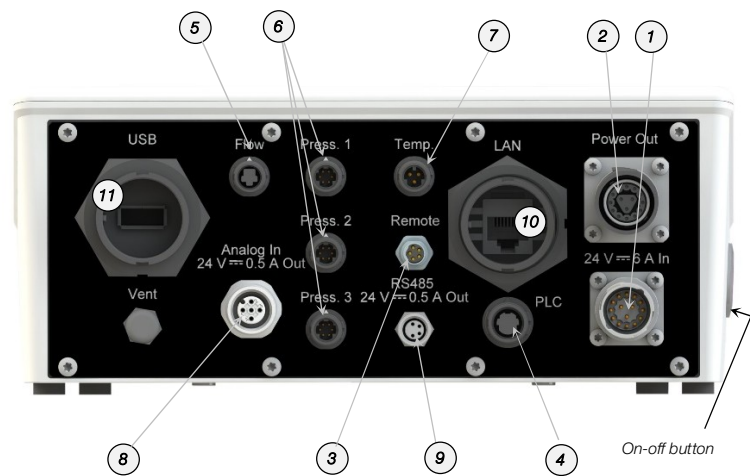


Figure 11: Dimensions of PuraLev® console LCO-i100.1
Note 1: Dimensions in mm and [inch]. Un-tolerated dimensions are for reference only.



Note: All connectors come delivered with a protective cap for sealing if unused. When connected all connectors are at least IP66 rated.

#	Interface Connector	Description	Specification/Purpose/Note
1	DC Supply Connector	Single phase DC connection.	24 VDC with external AC/DC supply. Software configurable Autoresume function. RS485 for connection of PuraLev-i600 with Y split cable..
2	Pump Driver	Power connector for IPD-30 and IPD-100 drivers.	--
3	Remote	RS485 for future purposes.	Not active.
4	PLC	Remote control. Configurable designations.	2x digital outputs (outputs software configurable to 24VDC), 2x digital inputs, 1 analog output (4-20 mA), 1x analog input (4-20mA) Note: All signals isolated.
5	Flow Sensor LEVIFLOW®	Connection of flow sensors from the LFS-SU and LFSC-D series.	Circular 6 pin snap-in connector. Purpose: Flow control or monitoring.
6a	Pressure Sensor 1	Connection for single-use pressure sensors 1, 2 and 3.	Needs adaptor cable (see Table 7). Circular 6 pin snap-in connector. Purpose: pressure monitoring.
6b	Pressure Sensor 2		
6c	Pressure Sensor 3		
7	Temperature Sensor	Connection for 1 single-use temperature sensor.	Needs adaptor cable (see Table 7). Circular 6 pin snap-in connector. Purpose: Temperature monitoring.
8	Analog In 24VDC Out	Multi purpose sensor input.	Current input 4-20 mA, 24 VDC supply.
9	RS485 24VDC Out	Sensor input for new clamp-on flow sensors LFSC-IX/X.1	RS485 bus with 24 VDC supply.
10	LAN Interface	TCP/IP Modbus	For connection to OPC devices or Levitronix® Service Software.
11	USB Interface	Connection of USB stick.	Connection with protective cover. Purpose: Data collection and software update.

Figure 12: Interfaces of PuraLev® console LCO-i100.1

ORDER INFORMATION

Pos.	Component	Article Name	Article #	Characteristics	Value / Feature
1	PuraLev® Console	LCO-i100.1-01	100-30501	Supply Voltage / Power	24 VDC with 50 W or 160 W supply (see Table 7)
				Housing Rating / Weight	IP65 ² / 1.6 kg
				Interfaces	Multi-touch screen 7", 3 pressure sensors, 2 flow sensors, 1 temp. sensor PLC (2 digital in/outputs, 1 analog in/output), LAN, USB
				Pump Motors	PuraLev® i30/ i100 integrated driver. PuraLev® i600SU with relevant Y cable. (Only one driver can be connected at the same time).
				Certifications	CE, IECCE CB scheme, ETL (NRTL) listed.

Table 1: Basic specifications of standard LCO-i100 console.

Note 1: AC/DC power supply and AC mains cable for various countries to be ordered according to Table 7.

Note 2: Tested and designed for IP66.

Pos.	Component ²	Article Name	Article #	Characteristics	Value / Feature
2a	Single-Use Pump Head	DCP-30.2 (Barb) ^{1 3}	100-90968	Wet Materials	PP (FDA, USP Class VI, BSE/TSE/animal-free) / Barb or Triclamp 3/8"
		DCP-30.1 (Triclamp) ¹ (Needs pump head socket.)	100-90959	Max. Flow / Max. Diff.-Pressure Sterilization Methods	7.7 liters/min (2 gallons/min) / 1.0 bar (14.5 psi) Gamma radiation up to 40 kGy.
2b	Multi-Use Pump Head	LPP-30.7 (no drain port)	100-91557	Wet Materials / Fittings Max. Flow / Max. Diff.-Pressure Sterilization Methods	PEEK, PTFE and EPDM (FDA, USP Class VI, BSE/TSE/animal-free) / Triclamp 3/8" 3.9 liters/min (1 gallons/min) / 2.7 bar (39 psi) CIP (clean in place), Autoclaving
2c	Driver	IPD-30.8-03-02 (SU)	100-10104	Housing	Epoxy (anti-corrosive) coated aluminum, IP65 (tested for IP67)
		IPD-30.8-03-06 (MU) (MBP-i30.1 included)	100-10212	Cable / Connectors	1 x 0.3m cable with PVC jacket / circular connector
2d	Pump Head Socket	PHS-i30.1	100-90947	Mounting Type / Material	Bayonet mount with locking pin made of anodized aluminum
3a	Single-Use Pump Head	DCP-200.2 (Triclamp) ¹	100-90734	Wet Materials	PP (FDA, USP Class VI, BSE/TSE/animal-free) / Triclamp or Barb 1/2"
		DCP-200.3 (Barb) ^{1 3} (Needs pump head socket.)	100-90792	Max. Flow / Max. Diff.-Pressure Sterilization Methods	17.4 liters/min (4.6 gallons/min) / 2 bar (29 psi) Gamma radiation up to 40 kGy.
3b	Multi-Use Pump Head	LPP-200.17 (with drain port)	100-90864	Wet Materials / Fittings Max. Flow / Max. Diff.-Pressure Sterilization Methods	PVDF, PFA and EPDM (FDA, USP Class VI, BSE/TSE/animal-free) / Triclamp 1/2" 17.4 liters/min (4.6 gallons/min) / 2.4 bar (35 psi) CIP (clean in place), Autoclaving
		LPP-200.16 (no drain port)	100-90863		
3c	Driver	IPD-100.3-03-02 (SU)	100-10105	Housing	Epoxy (anti-corrosive) coated aluminum, IP65 (tested for IP67)
		IPD-100.3-03-03 (MU)	100-10137	Cable / Connectors	1x 0.3m cable with PVC jacket / circular connector
3d	Pump Head Socket	PHS-i100.1	100-91053	Mounting Type / Material	Bayonet mount with locking pin made of anodized aluminum
4a	Single-Use Pump Head	DCP-600.2 (Triclamp) ¹ (Needs pump head socket.)	100-90784	Wet Materials Max. Flow / Max. Diff.-Pressure Sterilization Methods	PP (FDA, USP Class VI, BSE/TSE/animal-free) / Triclamp 1" 75 liters/min (20 gallons/min) / 3.1 bar (45 psi) Gamma radiation up to 40 kGy.
4b	Driver	IPD-600.3-30-02	100-10197	Housing Cable / Connectors	Epoxy (anti-corrosive) coated aluminum, IP65 (tested for IP67) 1x 3m cable with PVC jacket / circular connector
4c	Pump Head Socket	PHS-600.1	100-90696	Mounting Type / Material	Bayonet mount with locking pin made of anodized aluminum

Table 2: Specification of standard pump motors and single-use pump heads compatible with LCO-i100 console.

Note 1: Gamma irradiation option available.

Note 2: See Levitronix® technical brochures of PuraLev® i30SU/i30MU/100SU/i100MU/600SU for detailed specifications and other configurations.

Note 3: Sterile fitting options available.



Figure 13: LCO-i100 console with compatible drivers and pump heads

ORDER INFORMATION

Pos.	Component	Article Name	Article #	Fitting	Wet Material	Note
5a	LEVIFLOW® Single-Use Flow Sensors	LFS-03SU-Z (0.8 lpm)	100-30375	Triclamp 3/8"	Polypropylene (FDA, USP Class VI, BSE/TSE/Animal free) Gamma stable for up to 40 kGy.	See Levitronix® technical brochure of LFS-SU single-use sensor series for more detailed specifications and for other configurations and sensor sizes.
5b		LFS-03SU-Z-SC1 (0.8 lpm) ¹	100-30418	Triclamp 3/8"		
5c		LFS-06SU-Z (8 lpm)	100-30377	Triclamp 3/8"		
5d		LFS-06SU-Z-SC1 (8 lpm) ¹	100-30394	Triclamp 3/8"		
5e		LFS-10SU-Z (20 lpm)	100-30397	Triclamp 1/2"		
5f		LFS-10SU-Z-SC1 (20 lpm) ¹	100-30408	Triclamp 1/2"		
5g		LFS-15SU-Z (50 lpm)	100-30412	Triclamp 1"		
5h		LFS-15SU-Z-SC1 (50 lpm) ¹	100-30431	Triclamp 1"		
5i		LFS-20SU.1-Z (80 lpm)	100-30483	Triclamp 1"		
5j		LFS-20SU-Z-SC1 (80 lpm) ¹	100-30464	Triclamp 1"		

Table 3: Specification of LEVIFLOW® single-use high-precision (1% accuracy of reading) flow sensors compatible with LCO-600 console.
Note 1: Extended calibration for wider 1% accuracy range. Note 2: All flow sensors available with gamma irradiation (see LEVIFLOW® product literature for more details).

Pos.	Component	Article Name	Article #	Calibrated Liquid	Tubing	Tube: ID x OD	Note
6a	LEVIFLOW® Clamp-On Flow Sensors LFSC-D	LFSC-05D-001 (1 lpm)	100-30407	Water @ 20°C/37°C	Silicone CFlex® ¹	1/8" x 1/4"	See Levitronix® technical brochures of LFSC-D and LFSC-IX of clamp-on sensor series for more detailed specifications and other sensor sizes.
6b		LFSC-08D-001 (4 lpm)	100-30396			1/4" x 3/8"	
6c		LFSC-12D-007 (20 lpm)	100-30390			3/8" x 9/16"	
6d		LFSC-22D-005 (80 lpm)	100-30391			3/4" x 1"	
6e		LFSC-30D-001 (160 lpm)	100-30414			1" x 13/8"	
7a	LEVIFLOW® Clamp-On Flow Sensors LFSC-IX	LFSC-i06X-002 (1 lpm)	100-30485	Water @ 20°C/37°C	Silicone CFlex® TPE	1/8" x 1/4"	
7b		LFSC-i10X-001 (4 lpm)	100-30477			1/4" x 3/8"	
7c		LFSC-i16X-001 (20 lpm)	100-30482			3/8" x 5/8"	
7d		LFSC-i19X-001 (50 lpm)	100-30479			1/2" x 3/4"	
7e		LFSC-i25X-001 (80 lpm)	100-30480			3/4" x 1"	
7f		LFSC-i35X-001 (160 lpm)	100-30481			1" x 13/8"	

Table 4: Specification of LEVIFLOW® clamp-on flow sensors for flexible tubings compatible with LCO-i100 console.
Note 1: C-Flex® is a registered trademark of Saint Gobain Performance Plastics, 2015. All rights reserved.

Pos.	Component	Article Name	Article #	Calibrated Liquid	SU Flow Pipe	Fitting, ID	Note
8a	LEVIFLOW® Clamp-On Flow Sensors LFSC-IX.1	LFSC-i05X.1-001 (0.2/1 lpm)	100-30490	Water @ 20/37°C	LFP-05SU / 05SU.1	Barb, 1/8"	See relevant Levitronix® technical brochures for more details on flow pipes, specifications, other sensor sizes and configurations.
8b		LFSC-i09X.1-001 (4 lpm)	100-30491		LFP-09SU	Barb, 1/4"	
8c		LFSC-i13X.1-001 (20 lpm)	100-30492		LFP-13SU	Barb, 3/8"	
8d		LFSC-i16X.1-001 (50 lpm)	100-30498		LFP-16SU	Barb, 1/2"	
8e		LFSC-i20X.1-001 (80 lpm)	100-30499		LFP-20SU	Triclamp / 3/4"	
8f		LFSC-i23X.1-001 (160 lpm)	100-30509		LFP-23SU / 23SU.1	Triclamp / 7/8+1"	
8g		LFSC-i36X.1-001 (400 lpm)	100-30487		LFP-36SU	Triclamp / 13/8"	

Table 5: Specification of LEVIFLOW® clamp-on flow converters LFSC-ixx.1 (for single-use flow pipes of the LFP-SU series) compatible with LCO-i100 console.




Figure 14: LEVIFLOW® flow sensors compatible with LCO-i100 console.

ORDER INFORMATION

Pos.	Component	Article Name	Article #	Fittings	Specification	Wet Material	Note
9a	PendoTECH Single-Use Pressure Sensors	PREPS-N-038	190-10375	3/8" Hose Barb	Pressure range: -0.79 to 5.2 bar	Polysulfone	See PendoTECH literature for more detailed specifications.
9b		PREPS-N-5-5	190-10373	3/4" Sanitary Clamp			
9c		PREPS-N-1-1	190-10374	1" Sanitary Clamp			
9d		PREPS-N-15-15	190-10478	1.5" Sanitary Clamp ¹			
10a	Single-Use Temperature Sensor	TEMPS-N-038	190-10377	3/8" Hose Barb	Temp. range: 0 – 70°C	Polysulfone	See PendoTECH literature for more detailed specifications.
10b	Temperature Sensor	TEMPS-N-050	190-10376	1/2" Hose Barb		Stainless steel	

Table 6: Specification of single-use pressure and temperature sensors compatible with console LCO-i100.
Note 1: ID is 13/8".




Figure 15: Pressure sensors compatible with LCO-i100 console.

ORDER INFORMATION

Pos.	Component	Article Name	Part #	Characteristics	Special Feature / Description
11a	LEVIFLOW® Interconnect Cable	LFI-C.1-30 (3m)	190-10308	Cable Jacket Material Main Purpose	PVC Connection between LFSC-D and LFS-SU flow sensors and console.
11b	IP Cable Signal 4 Wires	ICS-3.1-30 (3m)	190-10447	Cable Jacket Material Main Purpose	PUR Connection between LFSC-IX/IX.1 flow sensors and console.
12	Pressure Sensor Adaptor Cable	LPE-1.1-30 (3m)	190-10354	General Specifications Main Purpose	Circular console connector, watertight on console side. Connection of single-use pressure sensors to console.
13	Temperature Sensor Adaptor Cable	LTE-1.1-30 (3m)	190-10353	General Specifications Main Purpose	Circular console connector, watertight on console side. Connect single-use temp. sensors to console. For barb sensors and dip probe.
14	IP Adaptor Cable Hybrid	ICH-1.2-30 (3m)	190-10329	General Specifications Main Purpose	Circular console and driver side connector, watertight. Extend cable of drivers.
15	IP Cable Signal 12 Wires	ICS-2.1-50 (5 m)	190-10347	Cable Material / Wires Connection In / Out Main Purpose	PVC jacket / 12x 0.14 mm² and shielding Connector with screw type plug for open wire connection / Circular Hirose type General connection to PLC of console.
16a	Desktop AC/DC Power Supply	VEC50US24 IC915	100-40019	Voltage Output / Input Basic Dimensions Certifications, Standards Note	24VDC, 50W / 90 – 264 VAC, 47-63 Hz 116 x 52 x 31 mm IEC60950-1, EN60950-1, UL/cUL60950-1 Connector for direct connection to supply of console with cable length 1.2 m.
16b	Desktop AC/DC Power Supply	GST160A24-R7B IC915	100-40020	Voltage Output / Input Basic Dimensions Safety Approvals Note	24VDC, 160W / 85 – 264 VAC, 47-63 Hz 175 x 72 x 35 mm UL60950-1, CSA C22.2, TUV EN60950-1 Connector for direct connection to supply of console with cable length 1.2 m.
16c	AC Mains Cables (for Desktop power supply 15a/b)	AMC-1.1 (2m) / AMC-1.2 (2.5m) AMC-1.3 / AMC-1.4 (2.5m) AMC-1.5 (2.5m)	190-10331 / 32 190-10333 / 34 190-10335	Country Country Country	US, Canada / Germ., Denm., Norw., Finl., Belg., Netherland, Sweden, Austria Japan / Switzerland United Kingdom
17a	AC/DC Power Supply (for Stand-Alone configuration)	DDP-600-US48-SC	100-40026	Voltage Output / Input Basic Dimensions Certifications, Standards	48 VDC (600 W) / 100 – 277 VAC 250 x 125 x 60 mm / 2 x 200 mm CB, CSA/UL, IP65
17b	AC Mains Cables (for power supply 16a)	AMC-2.1 / AMC-2.2 AMC-2.3 / AMC-2.4 AMC-2.5	190-10336 / 37 190-10338 / 39 190-10338 / 40	Country Country Country Cable Specifications	US, Canada / Germ., Denm., Norw., Finl., Belg., Netherl., Sweden, Austria Japan / Switzerland United Kingdom Length = 3m, black color, watertight connector on power supply side
18	IP Y-Split Cable	ICY-4.1-02	190-10476	Specifications Main Purpose	PVC cable jacket with PC split box, PUR sealing, circular type connectors. Integrated DC/DC converter for 48 VDC to 24 VDC / 20 W. Splits cable to connect power supply (3a) and console to driver IPD-600.
19	IP Cable Signal 4 Wires	ICS-1.5-30 (3 m)	190-10468	Specifications Main Purpose	PVC jacket, connectors: circular type to circular type. Fieldbus connection of driver from Y-split cable to console.

Table 7: Specification of standard cables and AC/DC desktop supplies for console.



Figure 16: Accessories (Cables and AC/DC supplies).

Levitronix® is the world-wide leader in magnetically levitated bearingless motor technology. *Levitronix®* was the first company to introduce bearingless motor technology to the Semiconductor, Medical and Life Science markets. The company is ISO 9001 certified. Production and quality control facilities are located in Switzerland. In addition, *Levitronix®* is committed to bring other highly innovative products like the *LEVIFLOW®* flowmeter series or the *PuraLev®* consoles to the market.



Headquarter and European Contact

Levitronix GmbH
Bändliweg 30
CH-8048 Zurich
Switzerland

Phone: +41 44 974 4000
E-Mail: salesEurope@levitronix.com

US Contact

Levitronix Technologies Inc.
10 Speen Street, Suite 102
Framingham, Massachusetts 01701
USA

Phone: +1 508 861 3800
E-Mail: salesUS@levitronix.com

Japan Contact

Levitronix Japan K.K.
Wing Eight 5floor, 4-16-4
Asakusabashi, Taito-ku
Tokyo, 111-0053 Japan

Phone: +81 3 5823 4193
E-Mail: salesJapan@levitronix.com

Taiwan Contact

Levitronix Taiwan
5F, No. 251, Dong Sec. 1, Guangming
6th Rd., Chu Pei City,
Hsin-Chu 302, Taiwan, R.O.C.

Phone: +886 3 657 6209
E-Mail: salesAsia@levitronix.com